

Action Progression

KS1: Describe the actions of the characters. Say how the characters move. Say how the characters feel.



YEAR 3 Building on KS1:


Describe how characters move.

Reveal how characters react to events/situations.

Describe the sounds in the scene.

Open sentences in a dramatic way to advance the action.

Reveal what is happening through what characters say.



YEAR 4 Building on Y3:


Describe how characters are feeling through their actions and reactions.

Inject action into the setting to give it life and to create atmosphere.

Open sentences with how a character acts and moves.

Open sentences in a range of different dramatic ways to advance the action.

Speed up the action through sentence length.



YEAR 5 Building on Y4:


Use a character's actions to show how they have changed throughout the scene.

Mirror the character's feelings through the setting.

Extend sentences to show how characters and settings react to events/situations.

Create atmosphere through a description of what can be seen and heard.

Use a character's speech to (move events along) advance the action.



YEAR 6 Building on Y5:

Have characters react to events/situations in different ways to show contrast.

Contrast a character's reaction with what is happening in the setting.

Increase the level of tension/danger by showing that the threat is growing nearer.

Show how a character is sustained or changed as a result of actions/events between the opening and ending.

Use speech to advance the action and to show a character's emotions.